

# MPADVANTAGE™ IntelliJet™ Water Cutter

**EXPERIENCE THE ADVANTAGE OF HIGHER YIELD, BETTER PERFORMANCE & REDUCED COST WITH THE MPADVANTAGE™ INTELLIJET™ WATER CUTTER BY** 

The MPADVANTAGE™ IntelliJet™ is manufactured by PES exclusively for MP Equipment Company. It features the most accurate, reliable and flexible water jet technology in the industry. With a reduced price point and cost of ownership, you can size protein products with the most user-friendly operations available and drastically improve yields over hand trimming.

## Machine Features

- Single point control for Pump and Cutter
- Multiple axis configurations available
- On-board digital troubleshooting camera
- Windows operating system
- Simple camera system
- M & R reporting
- User-friendly operator interface
- Network compatible for reports and settings
- DVD burning for software
- Touch screen for all operations
- Ability to upload production schedules and track completion of customer orders from offsite offices
- Ability to draw the shape you want
- Easily cut nuggets, fillets, strips, trim fat or whatever your needs may be

## Pump Features


- Rear touchscreen controls
- No external hydraulic plumbing
- Redundant intensifier design
- Integrated dual intensifier pump at machine location
- Central software and controls
- Trending charts for I/O points
- No HP pipe to run
- Stainless steel design
- Food grade hydraulic oil



*Infeed Front and Outfeed Back Views*



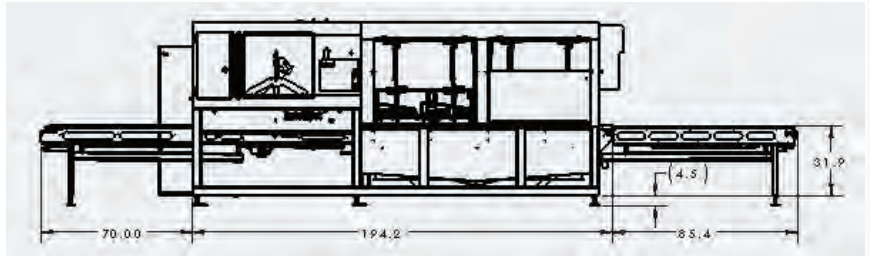
*Strips, Nuggets, Fillets, Fat Trimming and More*




*Rear View Pump Cabinet*

# MPADVANTAGE™ IntelliJet™ Water Cutter

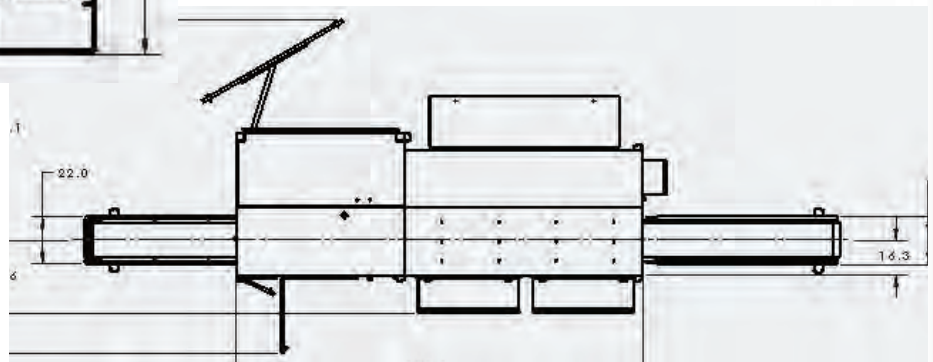
## Technical Information



Side View



End View



Top View

### MACHINE SPECIFICATIONS

Infeed Length	70"
Outfeed Length	85"
Overall Length	350"
Belt Width	16"
Belt Speed	10 ft/min to 83 ft/min
Number of XY Cutters	Up to 4
Number of X Cutters	Up to 8
Standard Machine Configuration	4 XY Cutters

### UTILITIES

Voltage	480 Volts 3-Phase AC
Max Machine Amp Draw	15 Amps
Max Pump Amp Draw	85 Amps
Total Electrical	175 Amp Breaker, Approx 100 Amp Draw
Water Usage Cutting	1 GPM
Water Usage Cooling	4 GPM (Recovered)
Water Usage Belt Wash	2 GPM
Total Water Usage	7 GPM (4 GPM Recovered)
Minimum Water Pressure	60 PSI

Specifications subject to change

### - SERVICES OFFERED -

- 24/7 Service
- Spare Parts Department
- Application Support
- Technical Support
- Line Audits

### - MP WARRANTY POLICY -

*MP Equipment will repair or replace any MP manufactured component that fails due to defect in material or workmanship within 24 months from shipment.*

*All OEM parts covered by individual warranties.*

**MP** EQUIPMENT COMPANY

Your Best Value for Processing Solutions

