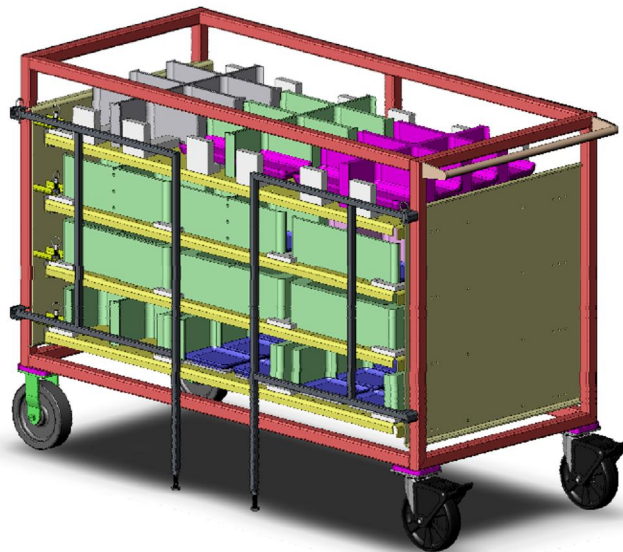



Tooling Carts

For the storage and handling of all RapidPak tooling parts:

- The corners of the top shelf are milled for draining
- Includes heavy-duty, stainless-steel casters, two of which are lockable
- Built with a single, full-width handle on the steering end
- Angled “buckets” are mounted to the side of the cart for storage of filler plates
- The drawer slides are stainless steel, and move the tooling horizontally
- Swing-out legs add stability when tooling is slid out
- Spring-loaded detents hold tooling in place as cart is pushed across irregular or rough floor surfaces
- Dimensions will vary, and are custom sized to fit specific tooling



Tooling Carts




Stainless-steel drawer slides



Two lockable casters

Single, full-width handle



Swing-out legs for stability